



# Binocular

**KIDS BINOCULAR**

8x21



For SOIB10821



Scan QR code  
for set up video

**Parts List**

This section covers the name of all the parts included for your 8X21 binocular



Fig. 1 : What's in the box

**MAJOR COMPONENTS****Major Components List**

This section details the names of the major components of the binocular

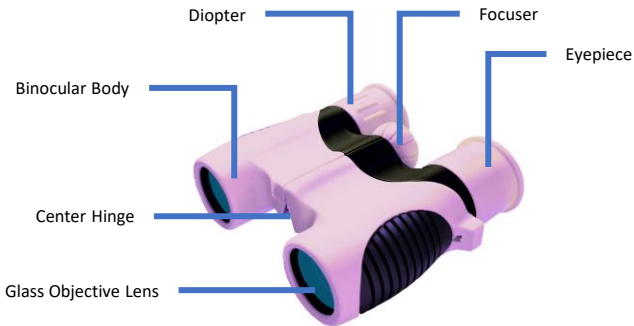


Fig. 1 : Major Components

## Using the Binocular



Fig. 3



Fig. 4

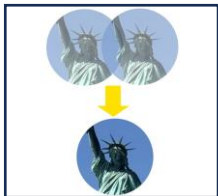


Fig. 5

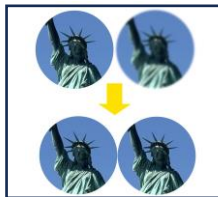


Fig. 6

1. Remove the binocular from the package. Install the neck strap onto the binocular if you prefer. (See Fig. 3)
2. Hold the binocular with both hands. While looking at a distance object, carefully move the binocular body around the center hinge (See Fig. 4) until left and right fields are correctly aligned, forming a perfect circle. See Fig. 5
3. Look at a distance object through the binocular with only the left eye, bring the image to sharp focus by rotating the focuser.
4. Look through the binocular with only the right eye. If the image is sharp, then you do not need to adjust the diopter. If you are not seeing a sharp image with your right eye, rotate the diopter to bring the right side to focus. Now, your binocular is properly adjusted to your eyes.
5. Once the binocular is properly adjusted to your eyes, both side should be at focus at the same time. (See Fig.6)
6. Another observer may need to realign the two sides to their eyes.

# THREE YEAR WARRANTY

Thank you for choosing Spectrum Optical Instruments. We offer a [Three-Year Limited Warranty](#) from the date of purchase within the US. This warranty covers defects in new products for the original purchaser only.

Products purchased from unauthorized sources are not covered. Damage due to misuse, mishandling, unauthorized repairs, or normal wear and tear is excluded. We do not assume liability for indirect or consequential damages.

Spectrum Optical Instruments reserves the right to substitute discontinued products with comparable alternatives. Product specifications may change without notice.

For warranty inquiries, contact [customer@spectrumoi.com](mailto:customer@spectrumoi.com)

# RETURN POLICY

To qualify for repair or replacement, please return the product to Spectrum Optical Instruments with proof of purchase from us or an authorized dealer. Before returning, please file a claim via email to [customer@spectrumoi.com](mailto:customer@spectrumoi.com) and include a written statement detailing the defect, along with your contact information.

After 30 days of receipt, buyers cover return shipping. Our warranty covers parts and labor only. Spectrum Optical Instruments may replace obsolete products with newer ones. Defective products replaced become our property. If you choose to purchase an upgrade after returning the product, you may receive a discount from us.

# CUSTOMER SERVICE

## **Our Focus: Customer Satisfaction**

Our dedication to your satisfaction is at the core of everything we do. We understand the importance of having the optical instrument to enhance your pursuits, whether you're exploring the cosmos or diving into the microscopic world.

## **US-based team, Lightning-fast Response**

When you reach out to us, you're not just getting assistance; you're connecting with a team of professional experts right here in California. We're proud to be based in the USA, and we stand by our commitment to provide you with an answer and support within 24 hours. Your questions and concerns are our top priority.

Visit our website: [www.spectrumoi.com](http://www.spectrumoi.com)

Email us: [customer@spectrumoi.com](mailto:customer@spectrumoi.com)